

Using Data to Support Students' Social Emotional Learning Needs

**Margie Johnson, MNPS Business Intelligence Coordinator
Shunna McBroom, McGavock HS Teacher**



NORMS

- **Active Participation**
- **Silence Cell Phones**



Essential Question

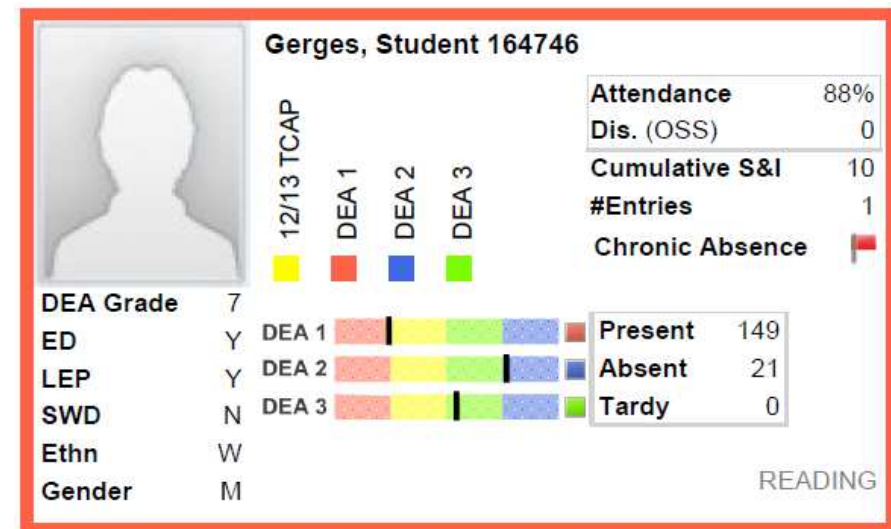
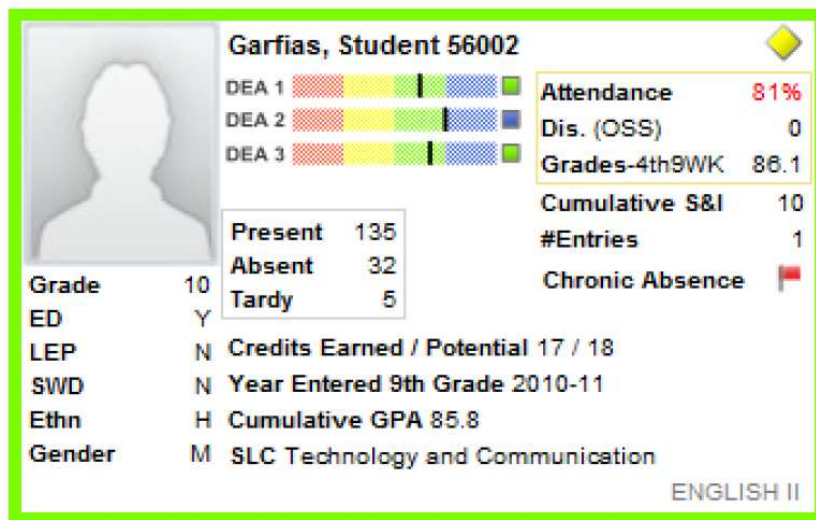
How can we
unleash the power
of data to ensure
the educational
success of all
students?



Observations



MNPS Data Warehouse Virtual Data Wall Card



Assessment folder---Virtual Data Wall



Questions for the Guiding Conversation

- What important points seem to pop out?
- What patterns, categories, or trends are emerging?
- What seems to be surprising or unexpected?
- What are some questions this data generates?

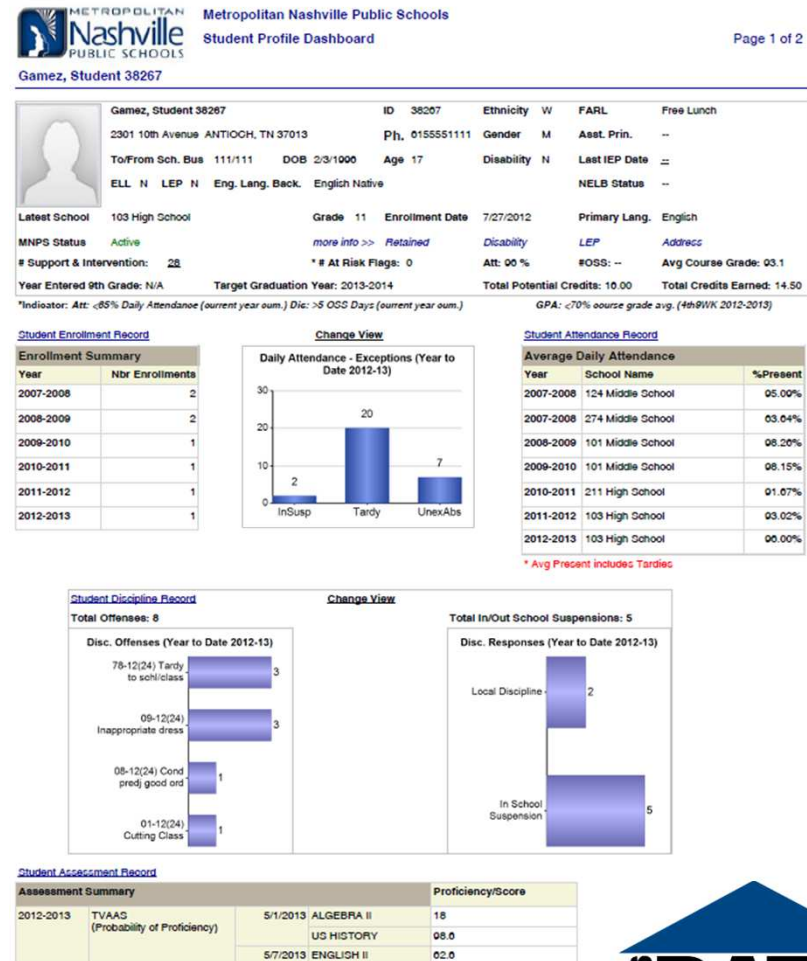


~~BECAUSE~~

Student Profile Dashboard

- Demographics
- Enrollment Record
- Attendance Record
- Discipline Record
- Attendance

Dashboard folder---
Student Profile Dashboard




Student Record

- Summary
- Assessment
- Attendance
- Cohort
Group/Programs
- Discipline
- Enrollment
- Grades
- Schedule
- Support and
Interventions
- Demographics
- IEP
- Contacts



*Home Page--
Student Record*

Classroom Assessment Composite or Assessment Details for Active Students



Metropolitan Nashville Public Schools

Classroom Assessment Composite

Page 1 of 30

Enrollment Year: 2012-2013

School:

Enrollment Grade Level:

Cut Scores

Assessment Year: 2011-2012

Teacher:

Students: Active in School Only

Course: 7 Mathematics Y

Meeting Pattern: 1 M-F, 2 M-F, 3 M-F, 5 M-F

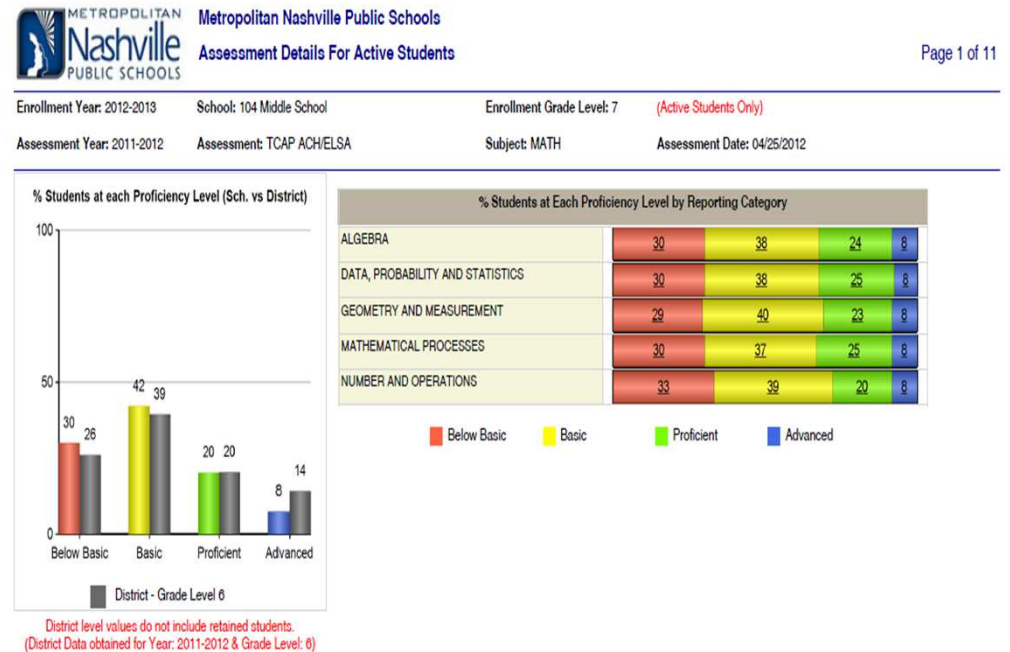
Class Student Status: Active in Class/Class Completers

DEA Out Scores (# Correct)	Asses. Grade = 6						TCAP ACH/ELSA Cut Scores (Sc. Score)	Asses. Grade = 6			TCAP MAAS Out Scores (Sc. Score)	Asses. Grade = 6		
	MATH		READING		SCIENCE			MATH		READING		SCIENCE		
Below Basic	0 - 11	0 - 12	0 - 12	0 - 12	0 - 13	0 - 13	Below Basic	600 - 732	600 - 707	600 - 727	Below Basic	200 - 305	200 - 308	200 - 324
Basic	12 - 17	13 - 17	13 - 18	13 - 21	14 - 20	14 - 22	Basic	733 - 769	708 - 751	728 - 752	Basic	306 - 336	309 - 321	325 - 343
Proficient	18 - 22	18 - 22	19 - 23	22 - 31	21 - 29	23 - 31	Proficient	770 - 794	752 - 802	753 - 800	Proficient	337 - 360	322 - 340	344 - 371
Advanced	23 - 31	23 - 31	24 - 31	32 - 38	30 - 38	32 - 38	Advanced	795 - 900	803 - 900	801 - 900	Advanced	361 - 500	341 - 500	372 - 500

Discrepancies in cut scores may be due to midyear grade level change. For example: Student began year in 3rd grade and was transferred to 4th grade midyear.

Student may have taken assessment at a different school.

Student	SWD	ED	LEP	MATH				READING				SCIENCE			
				2011-2012				2011-2012				2011-2012			
				DEA (# CORRECT)	TCAP (SC. SCORE)	Ver.	DEA (# CORRECT)	TCAP (SC. SCORE)	Ver.	DEA (# CORRECT)	TCAP (SC. SCORE)	Ver.			
	N	Y	N	12	9	727	ACH.	17	19	13	727	ACH.	703	ACH.	
	N	Y	N	17	18	747	ACH.	19	19	24	707	ACH.	751	ACH.	
	N	Y	N	23	24	823	ACH.	35	32	35	808	ACH.	821	ACH.	
	N	Y	Y	10	13	717	ELSA	15	6	12	694	ELSA	711	ELSA	
	N	Y	Y	13	13	738	ELSA	15	15	12	715	ELSA	746	ELSA	
	N	Y	N	12	9	745	ACH.	18	16	23	729	ACH.	753	ACH.	
	N	Y	Y	12	17	776	ELSA	8	14	15	694	ELSA	730	ELSA	
	N	N	N	15	16	774	ACH.	25	25	26	782	ACH.	735	ACH.	
	N	Y	Y			675	ELSA					684	ELSA		
	N	Y	Y	15	12	743	ELSA	14	14	15	743	ELSA	735	ELSA	
	N	Y	Y	17	10	743	ELSA	16	19	13	704	ELSA	711	ELSA	
	N	Y	N	22	26	776	ACH.	34	33	32	789	ACH.	779	ACH.	
	N	Y	N		13	735	ACH.			26	752	ACH.	735	ACH.	
	N	Y	N	11	11	724	ACH.	13	12	22	720	ACH.	741	ACH.	
	N	Y	N	21	18	756	ACH.	25	22	27	752	ACH.	751	ACH.	
	N	Y	N	19	17	758	ACH.	19	20	24	736	ACH.	732	ACH.	
	N	Y	N	9	15	743	ACH.	16	19	13	724	ACH.	730	ACH.	



**Assessment folder---
Classroom Assessment
Composite**

**Assessment folder---
Assessment Details for
Active Students**



Real World Data Story





Q & A

Contact Information

Margie Johnson

Margie.Johnson@mnps.org

Shunna McBroom

Shunna.McBroom@mnps.org

